

WEATHER SAFETY WARMUP

WEBINAR SERIES

HOUSEKEEPING

- This webinar is being recorded and will be sent out shortly after the webinar
- Have a question? Use the chat box and we will get to the question at the end of the session
- Want to learn more? We have additional sessions every month!
- For those interested in a **certificate of attendance**, please let us know in the chat or reply to the follow up email
- You can also provide feedback, suggest a topic or ask a question by emailing us at info@earthnetworks.com



SEVERE WEATHER ALERTING 101



SEVERE WEATHER ALERTING 101

AGENDA

- Severe Weather
- Types of Severe Weather
- What is Severe Weather Alerting?
- Severe Weather Alerting Goal
- Popular Alerting Variables
- Recommended Alerting Threshold
- Types of Alerts
- Typical Recipients of Alerts
- Practical Examples
- Key Takeaways

PRESENTERS

CHAD MERRILL

*Senior Meteorologist at
Earth Networks*

DAVID D. CECIL

*General Manager at
Siwanoy Country Club*

SIWANoy COUNTRY CLUB



LOCATION

Bronxville, New York

DETAILS

- Historic private member-owned club
- Established in 1901
- Includes a clubhouse boasting dining rooms, an expansive terrace and guest suites
- Boasts swimming pool facilities and year round tennis amenities
- A great walking course



SEVERE WEATHER

Any form of weather that impacts the safety of people, business continuity and operational efficiency.



TYPES OF SEVERE WEATHER



Tornadoes




Flooding




Wildfires



Lightning



Severe Storms



High Winds



Tropical Cyclones



Hail



Heat Waves



Snow & Extreme Cold



Sleet & Freezing Rain



Drought

SEVERE WEATHER ALERTING

Sharing information on
severe weather threats when
predetermined thresholds
are reached.



THE GOAL OF ANY SEVERE WEATHER ALERT

MINIMIZE

Property Damage



Human Risk



Business Disruption



POPULAR ALERTING VARIABLES


- Lightning
- Severe Thunderstorms
- Rain Amounts and Rain Rates
- Wind Chills and Heat Indices
- Temperatures and Temperature Rates
- Humidity and Dew Point
- Humidity Rates
- Atmospheric Pressure
- Wind Speed
- Wet Bulb Temperature

Note: Severe weather variables to alert on depends on the threats unique to your geographical location, business type, stakeholders, activity and exposure.

RECOMMENDED ALERTING THRESHOLD

Weather Variable	Recommended Threshold
Lightning	Within 6 & 10 miles
Severe Thunderstorms	Earth Networks DTAs and NWS Warnings
Rain Amounts and Rain Rates	2-3 inches/day and 1 inch/hour rates
Wind Chills and Heat Indices	Below 0 degrees and Above 100 degrees
Temperatures and Temperature Rates	45 and 100 degrees
Humidity	Exceeds 80% or 5% per hour
Sustained Wind Speed	Exceeds 20 mph
Wind Gust Speed	Exceeds 40 mph
Wet Bulb Temperature	Below 30 degrees

TYPES OF ALERTS



IN PERSON

- Requires a dedicated staff
- Limited range and response time
- **Staff at risk when delivering alert**



VISUAL ALERTING - STROBES

- Automated, effective within line of sight
- Works best with a detection system to remove false alerts
- Very effective with an audible alerting device
- **Optimal for low noise spots; a pool or indoors**




AUDIBLE ALERTING – HORNS

- Automated, wide range (over 500 yards) and effective
- Works best with a detection system to remove false alerts
- **A must have for big outdoor facilities like parks, golf clubs and athletic venues**



MOBILE ALERTING – EMAIL, TEXT

- Email, text or push alerts from apps
- **Effective severe weather planning and monitoring tool**
- Works best as an alerting tool for key stakeholders and admins on the approach of potential severe weather



SYSTEM ALERTING

- Alerting using existing announcement or display system
- Varies from case to case
- **Requires integration with real time weather data or human input**

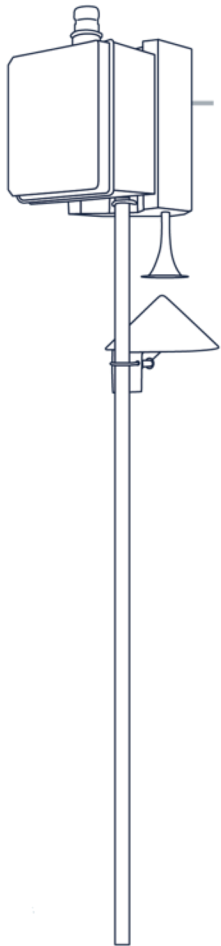
TYPICAL RECIPIENTS OF ALERTS

- Key Weather Safety Admins
- General Staff
- Patrons/Students/Visitors
- General Public
- Emergency Departments

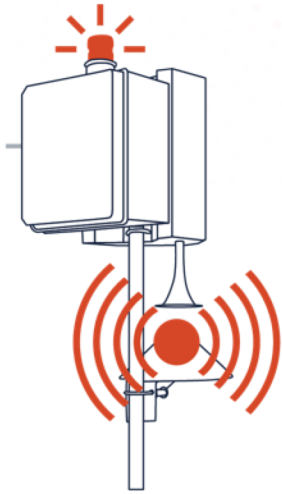


PRACTICAL EXAMPLE - AUTOMATED LIGHTNING ALERTING

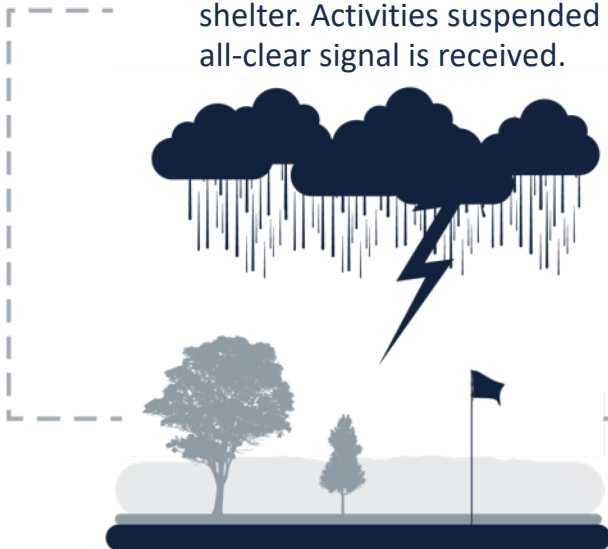
1. System detects lightning within a pre-determined radius around the facility.



2. Horn sounds for 15 seconds and strobe light activates (strobe stays on during the entire alert period).



3. Everyone must immediately seek shelter. Activities suspended until all-clear signal is received.



4. Countdown clock keeps people informed. When system no longer detects a threat beyond the pre-configured time frame, three 5-second blasts from horn will sound and the strobe light will stop.

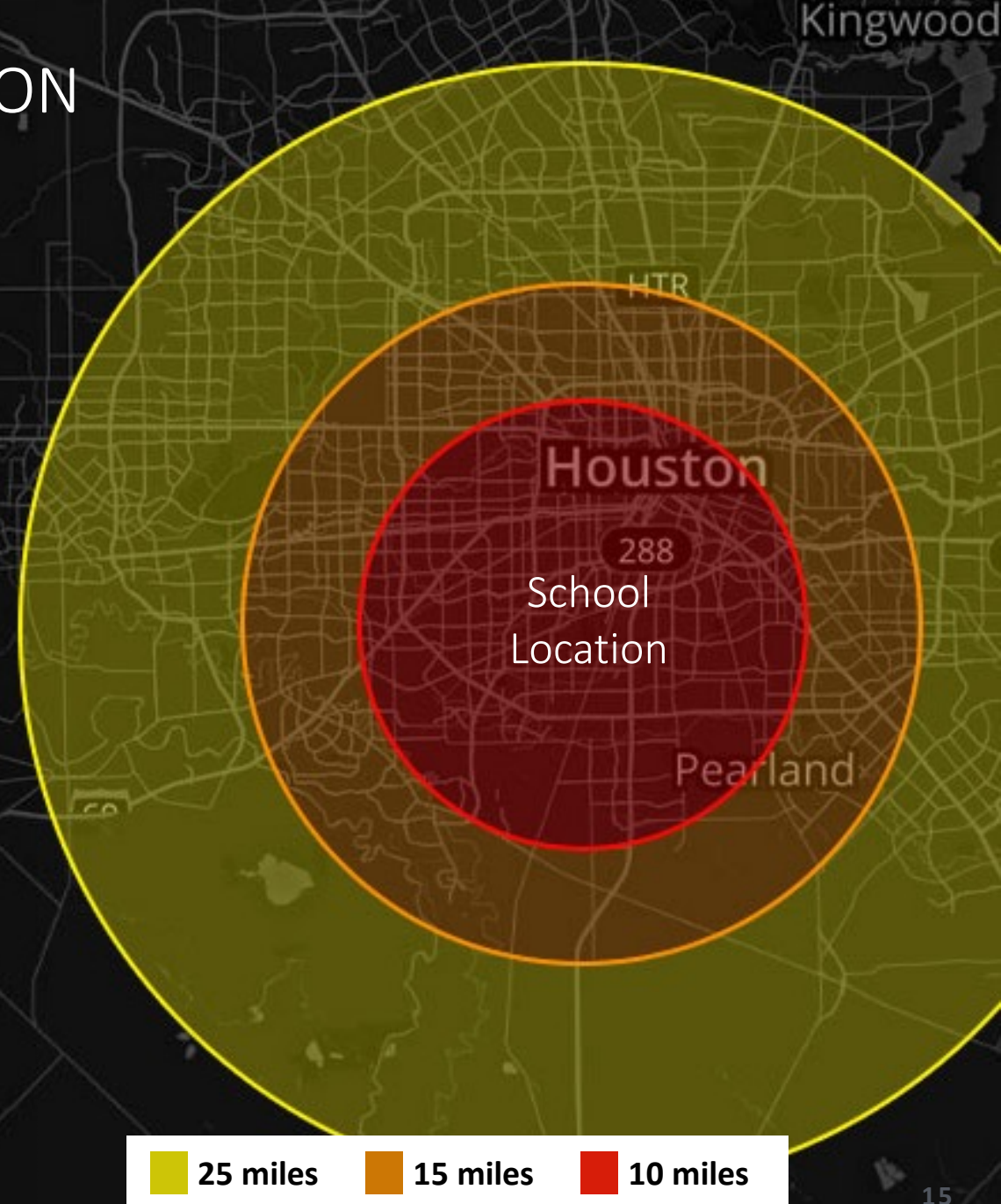


5. This is the signal that it is safe to return outdoors.



PRACTICAL EXAMPLE: A SCHOOL LOCATION

OUTER – 25 Miles	
ALERT	Email warning sent to key admin: Public Safety Director / AD
ACTION	Monitor the situation (Take note of potential severe weather movement)
MIDDLE – 15 Miles	
ALERT	Text & email alerts are sent to key stakeholders: Safety team, ADs, Key Admins
ACTION	Monitor direction of storm
ACTION	Prepare to halt the game
INNER – 10 Miles	
ALERT	Outdoor horn and strobes are activated
ACTION	All outdoor activities are halted
ACTION	Staff and students head to designated indoor area for safety until all clear is given



TAKEAWAYS



Alerting on pre-defined thresholds will allow time to prepare for incoming severe weather.



Easy means to disseminate severe weather alerts will help mitigate risks associated with severe weather.



Timely and effective severe weather alerting will save lives, protect property and reduce business disruptions.



THANK YOU

QUESTIONS AND COMMENTS?

Contact us at info@earthnetworks.com